



January 5, 2016

Dear Visiting Team,

This letter is accompanied by a report of the responses received from Kankakee Community College's student body through a survey conducted by the Higher Learning Commission in November 2015. The survey was intended to give all students an opportunity to participate in the accreditation process. Their responses may help you identify possible questions for your meetings with faculty, staff, and students during your visit.

The institution's president and accreditation liaison officer are copied on this message. Per HLC policy, prior to the visit the institution may provide the evaluation team and HLC additional information or other data in response to the student survey.

If you have any questions or comments regarding the student survey report, please contact your staff liaison, Mary Vanis.

Sincerely,

Higher Learning Commission

CC: Dr. John Avendano, President  
Dr. Purva DeVol, ALO

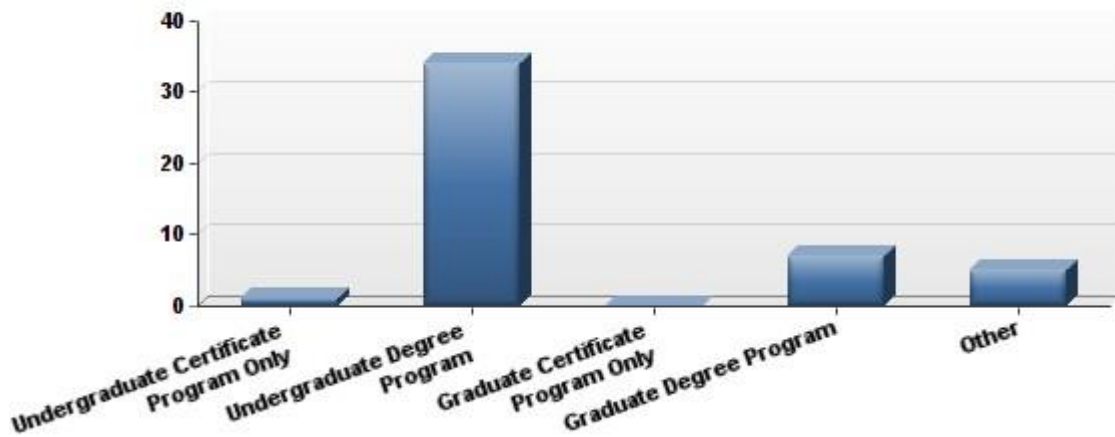
**Higher Learning Commission  
Student Survey Results  
Kankakee Community College  
(N=50)**

**1. Please rate your level of agreement with the following statements:**

#	Question	Strongly Disagree	Disagree	Neutral	Agree	Strongly Agree	Total Responses	Mean
1	I am satisfied with the progress I am making toward completing my degree	2	6	4	9	28	49	4.12
2	Faculty who teach provide helpful instruction	1	1	12	15	21	50	4.08
3	Faculty are available when I need help	2	1	8	13	25	49	4.18
4	Course content is appropriately challenging for my program of study	2	2	6	15	24	49	4.16
5	Faculty who teach are knowledgeable about their subject areas	2	0	5	16	25	48	4.29
6	The school worked with me to identify an academic program that met my goals	5	3	4	15	22	49	3.94
7	An academic advisor provided me with accurate information about the requirements necessary to fulfill my course of study	4	3	4	10	29	50	4.14
8	An academic advisor was available to help me with questions about my course of study	3	2	3	12	30	50	4.28
9	I was placed at the appropriate course level that matched my academic preparation	2	1	7	11	26	47	4.23
10	When I have non-academic questions, I can reach someone who can help me in a timely way	3	3	11	9	20	46	3.87
11	Courses required to complete my degree are available when I need to take them	5	1	10	14	19	49	3.84
12	The communication I received from the school about the overall enrollment process was clear	3	4	7	11	22	47	3.96
13	Prior to enrollment, I received clear information as to how much my education would cost	4	1	7	14	20	46	3.98
14	Prior to enrollment, a school financial aid officer provided financial aid counseling to help me understand the responsibilities of borrowing money to finance my education	6	4	13	9	11	43	3.35
15	Overall, I am satisfied with my experience at the school	3	3	5	13	26	50	4.12

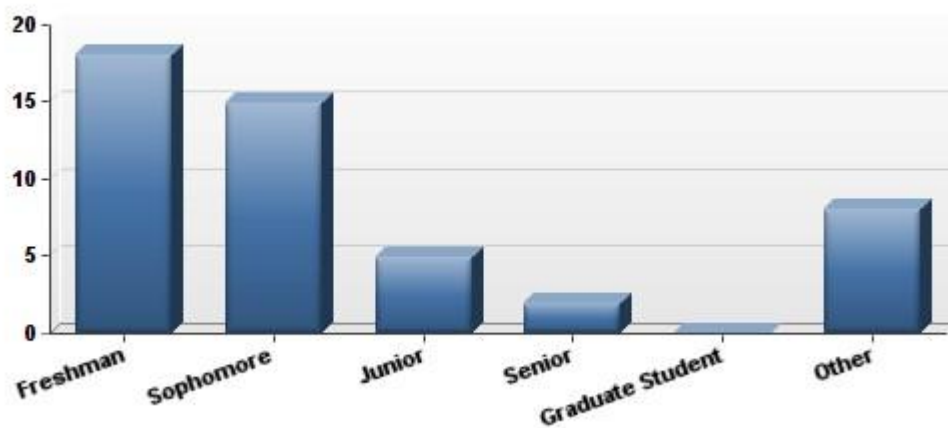
### 3. What academic program are you currently enrolled in?

Answer	Response	%
Undergraduate Certificate Program Only	1	2%
Undergraduate Degree Program	34	72%
Graduate Certificate Program Only	0	0%
Graduate Degree Program	7	15%
Other	5	11%
Total	47	100%



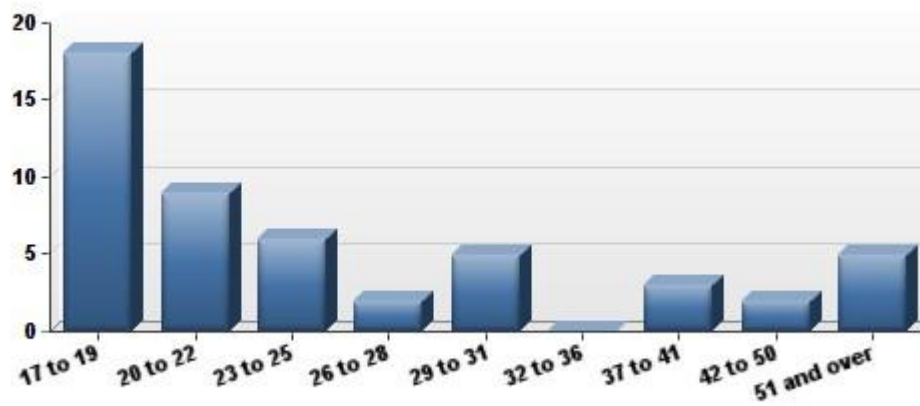
### 4. What is your student classification?

Answer	Response	%
Freshman	18	38%
Sophomore	15	31%
Junior	5	10%
Senior	2	4%
Graduate Student	0	0%
Other	8	17%
Total	48	100%



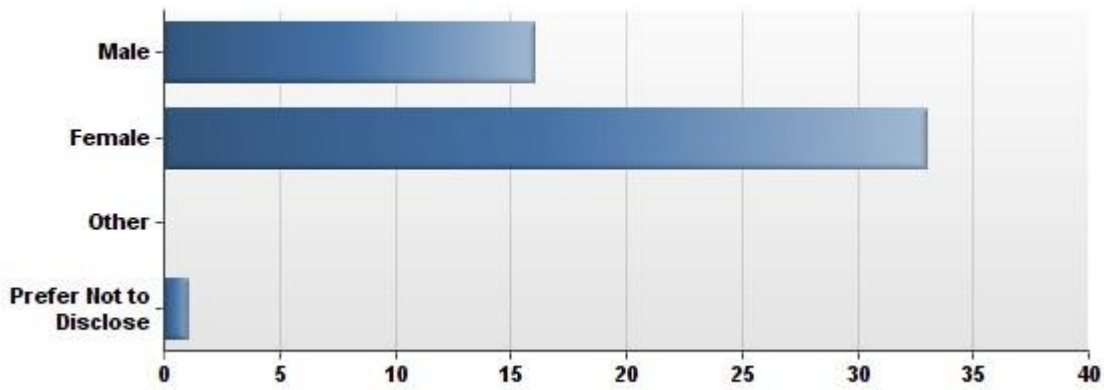
### 5. What is your current age?

Answer	Response	%
17 to 19	18	36%
20 to 22	9	18%
23 to 25	6	12%
26 to 28	2	4%
29 to 31	5	10%
32 to 36	0	0%
37 to 41	3	6%
42 to 50	2	4%
51 and over	5	10%
Total	50	100%



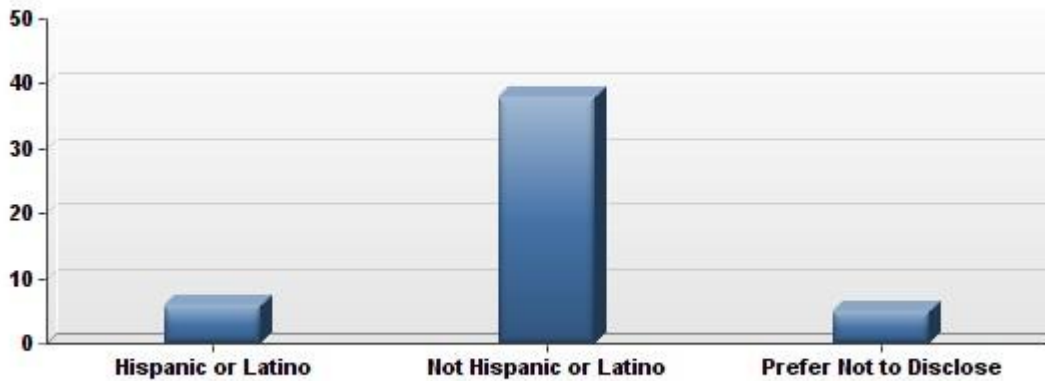
### 6. What is your gender?

Answer	Response	%
Male	16	32%
Female	33	66%
Other	0	0%
Prefer Not to Disclose	1	2%
Total	50	100%



**7. What is your ethnicity?**

Answer	Response	%
Hispanic or Latino	6	12%
Not Hispanic or Latino	38	78%
Prefer Not to Disclose	5	10%
Total	49	100%



**8. What is your race? (choose all that apply)**

Answer	Response	%
American Indian or Alaska Native	1	2%
Asian	1	2%
Black or African-American	5	11%
Native Hawaiian or Other Pacific Islander	0	0%
White	37	79%
Prefer Not to Disclose	6	13%

